HOLD Everything

CLAMPING UNIT





銑床

快速換模系統

QUICK CHANGE WORKHOLDING

CLAMPING SYSTEM
零點定位系統



產品剖面結構
Product Section Structure

1 零點夾持本體 Zero-Piont Chuck
[不鏽鋼 *Stainless Steel HRC57°*]

2 單顆定位槽 Positioning Slot
[單顆使用時定位用 *Positioning when using single chuck.*]

3 活塞 Piston
[執行元件 *Operating Units*]

4 拉栓 Pull-Bolt
[不鏽鋼 *Stainless Steel HRC57°*]

5 鋼珠 Steel Ball
[*HRC60°*]

使用效益分析
Benefit Analysis

導入換模系統後節省的效益
Benefits after the introduction of the mold change system

			Before	After
一周工作時間 Work time per week	40 hours (2400 min)	換線架刀平均時間 Avg. mold changing time	2 hours (120 mins)	**5 mins**
換線架刀平均時間 Number of mold changes	4 times	一周節省時間 Saving time per week	460 mins	
一年節省時間 Saving time per year	23,920 mins	一分鐘用6元算 NT$ 6 for one minute	NT$143,520	

PRACTICAL EXAMPLE

實際使用範例 QUICK CHANGE WORKHOLDING

三軸平面應用
The application on the 3-axis milling working plate.



四軸應用
The application on the 4-axis milling working plate.





4+1軸應用
The application on the 4+1-axis milling working plate.





CLAMPING UNIT

[130 I 100 I 65] 零點定位器

130

MJ-M130
零點定位器
Clamping Unit

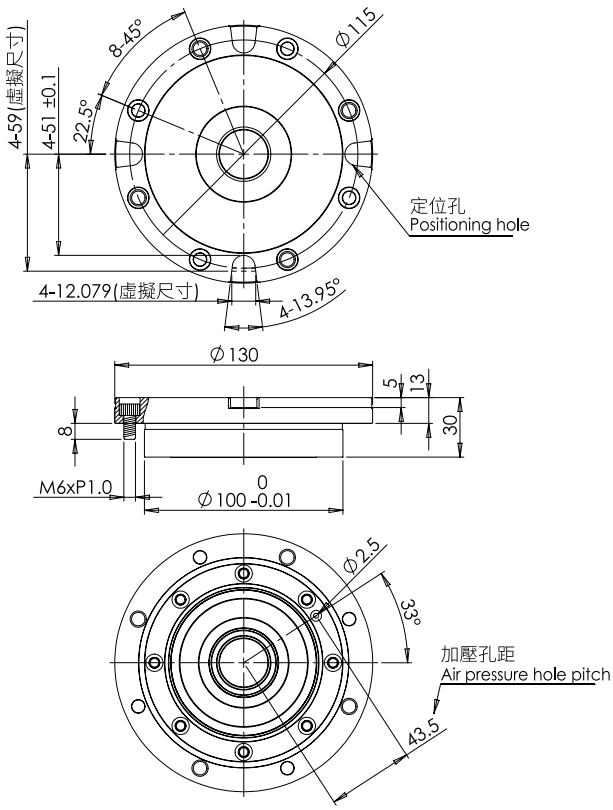

100

MJ-M100
零點定位器
Clamping Unit

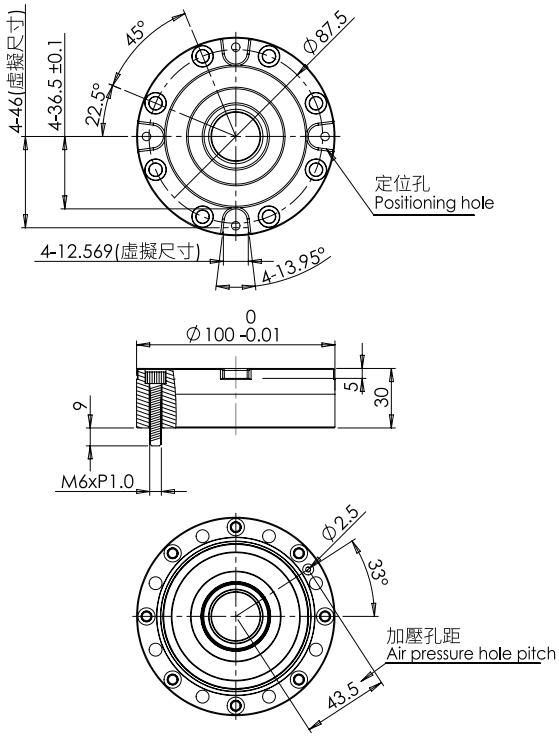

65

MJ-M65
零點定位器
Clamping Unit



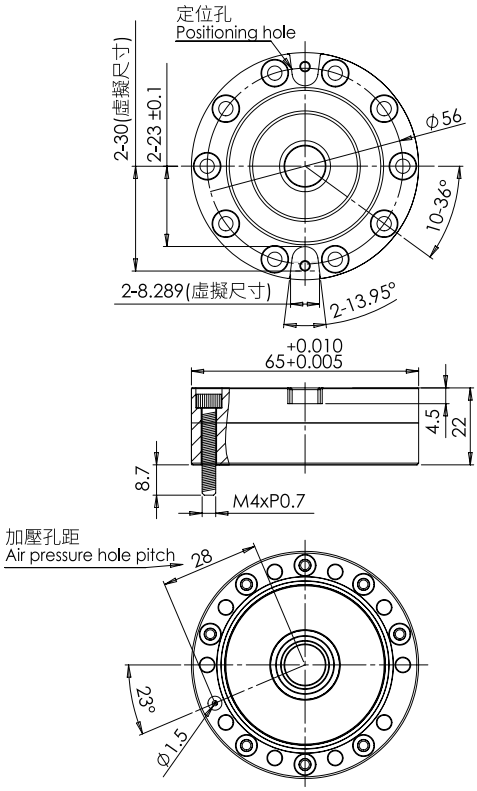

訂購型號 TYPE	加壓拉力 Air pressure clamping force (kgf)	彈簧拉力 Spring force (kgf)	破壞拉力 Unlocking force (kgf)	重量 Weight (kg)	重複精度 Repeat accuracy (mm)	最低供氣壓力 Min.air pressure (bar)	材質 Material
MJ-M130	600	250	4276	2	<0.005mm	6	SUS440C
MJ-M100	600	250	4276	1.5			
MJ-M65	250	100	581	0.5			

拉力測試結果趨勢圖 Tensile test result
130 I 100 型

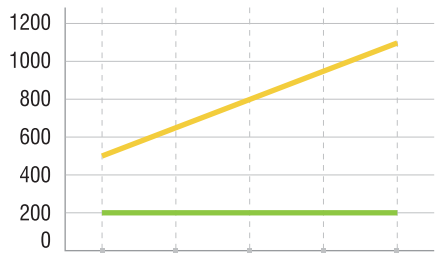

Input	6 bar	7 bar	8 bar	9 bar	10 bar
非加壓/kg Spring force/kg	200	204	204	208	204
加壓/kg Continuous air supply/kg	608	730	816	941	1087

拉力測試結果趨勢圖 Tensile test result
65 型

Input	6 bar	7 bar	8 bar	9 bar	10 bar
非加壓/kg Spring force/kg	100	100	100	100	100
加壓/kg Continuous air supply/kg	250	280	300	330	360

MULTIPLE KITS

S45C BLACK OXIDE 多顆套件組 [S45C染黑]

130 100

FJ-AB11/AB20
四穴組
Four-Way Set



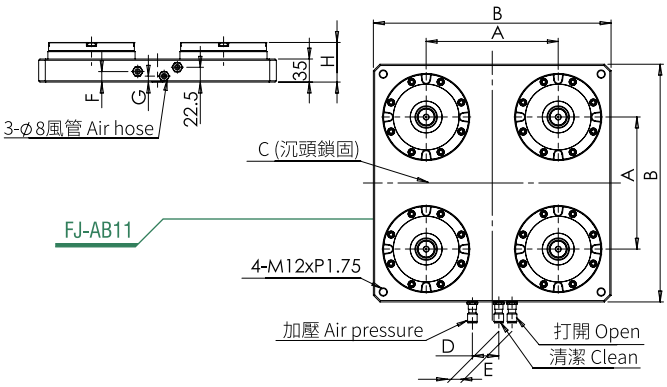

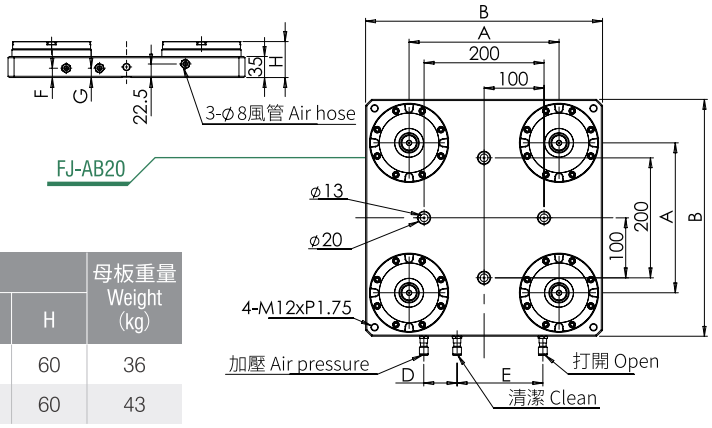

訂購型號 TYPE	尺寸 Dimension(mm)								母板重量 Weight (kg)
	A	B	C	D	E	F	G	H	
FJ-AB11	200	360	詳談	40	20	16	9	60	36
FJ-AB20	250	395	如上圖	55.5	143	15	15	60	43

130 100

FJ-AB04/AB05/AB12
雙穴組
Two-Way Set



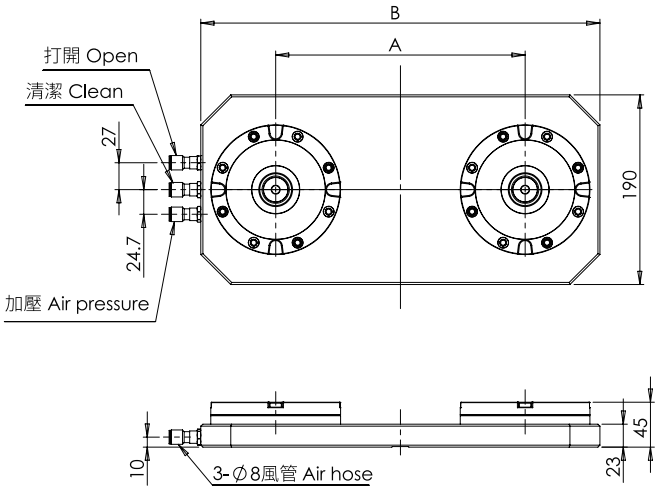

訂購型號 TYPE	尺寸 Dimension(mm)		母板重量 Weight (kg)
	A	B	
FJ-AB04	150	313	10
FJ-AB05	250	400	13
FJ-AB12	200	370	12

SINGLE KITS

S45C BLACK OXIDE 單顆套件組 [S45C染黑]

130 100

FJ-AB01
單顆套件組
Single Kits



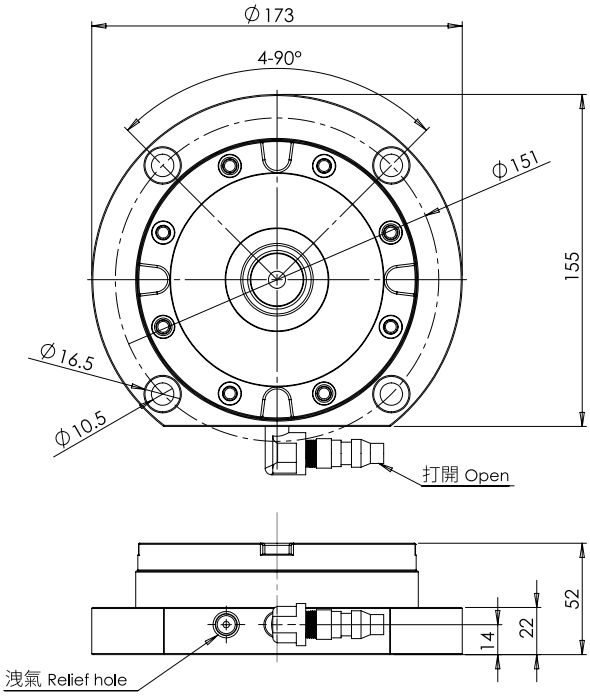

訂購型號 TYPE	母板重量 Weight (kg)	母板材質 Material
FJ-AB01	4	S45C

65

FJ-AB14
單顆套件組
Single Kits



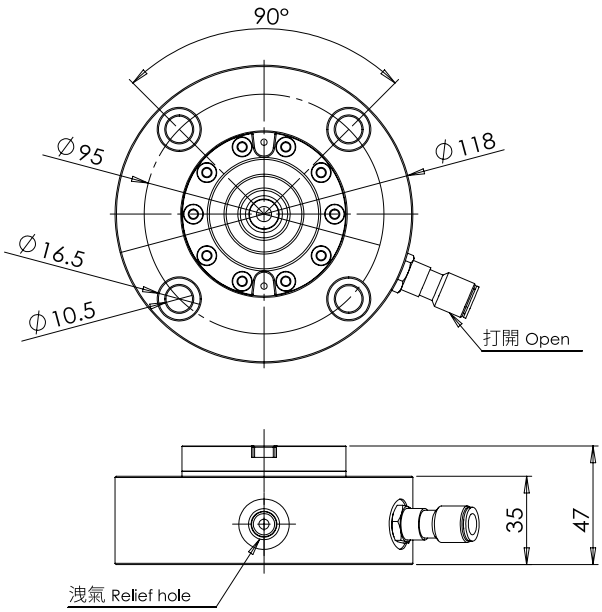

訂購型號 TYPE	母板重量 Weight (kg)	母板材質 Material
FJ-AB14	3	S45C

MULTIPLE KITS FOR TYPEM65

S45C BLACK OXIDE / 65型多顆套件組 [S45C染黑]

65

FJ-AB16
雙穴組
Two-Way Set

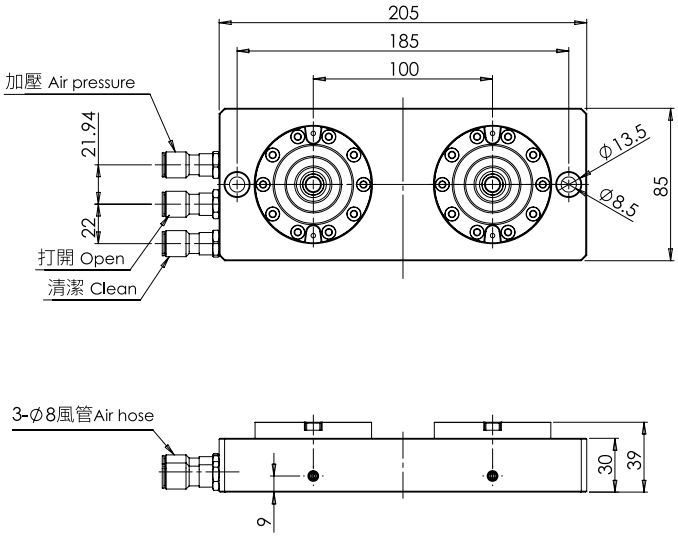

訂購型號 TYPE	母板重量 Weight (kg)	母板材質 Material
FJ-AB16	4	S45C

65

FJ-AB17
雙穴組
Two-Way Set



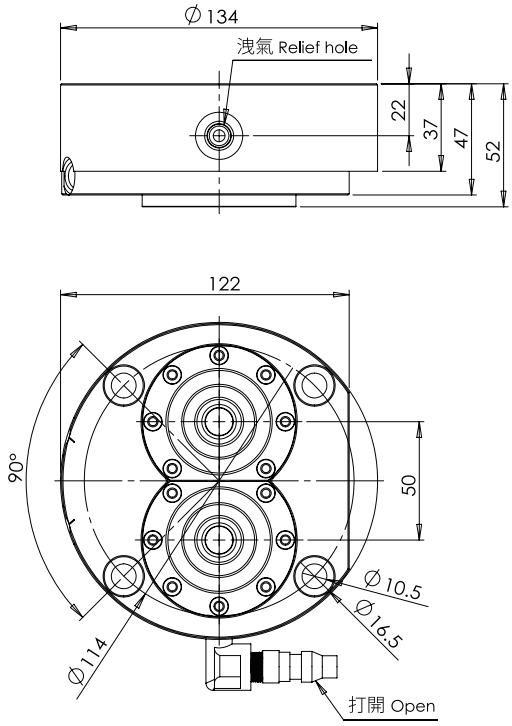

訂購型號 TYPE	總重量 Weight (kg)	母板材質 Material
FJ-AB17	5	S45C

PULL-BOLT

[130 I 100 I 65] 拉栓

130 100

FJ-AA19/AA20/AA29/AA31

拉栓
Pull-Bolt



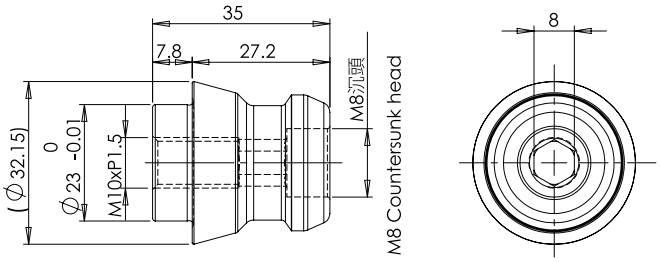

訂購型號 TYPE	品名 Item	重量 Weight (kg)	拉栓材質 Material
FJ-AA19	軸向拉栓(有牙)	0.1	SUS440C
FJ-AA20	軸向拉栓(無牙)	0.1	SUS440C
FJ-AA29	精準拉栓	0.1	SUS440C
FJ-AA31	夾緊拉栓	0.1	SNCM220 染黑處理 Black Oxide

拉栓安裝示意圖
Pull-bolt mounting schematic

1. FJ-AA29
2. FJ-AA19·FJ-AA20
3. FJ-AA31

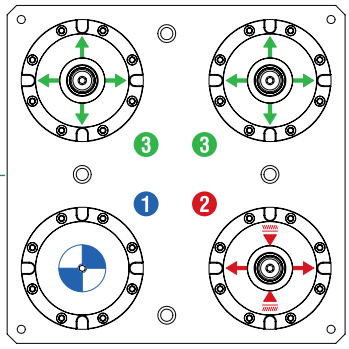

65

FJ-AA13/AA26/AA27/AA32

拉栓
Pull-Bolt



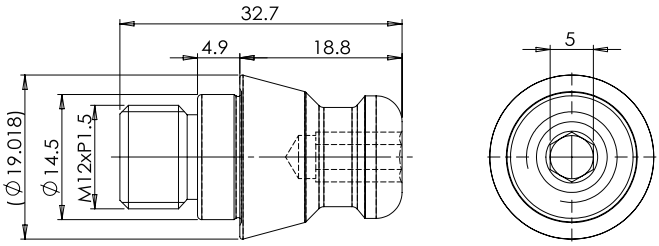

訂購型號 TYPE	品名 Item	重量 Weight (kg)	拉栓材質 Material
FJ-AA13	精準拉栓(外牙)	0.1	SUS440C
FJ-AA26	軸向拉栓	0.1	SUS440C
FJ-AA27	夾緊拉栓	0.1	SNCM220 染黑處理 Black Oxide
FJ-AA32	精準拉栓(內牙)	0.1	SUS440C

拉栓安裝示意圖
Pull-bolt mounting schematic

1. FJ-AA13·FJ-AA32
2. FJ-AA26
3. FJ-AA27

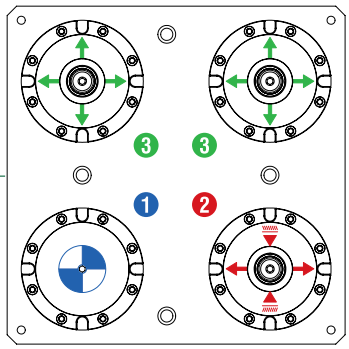

MANIPULATOR CHUCK

[100 I 65] 機械手夾頭

100

FJ-AD15
機械手夾頭
Manipulator Chuck

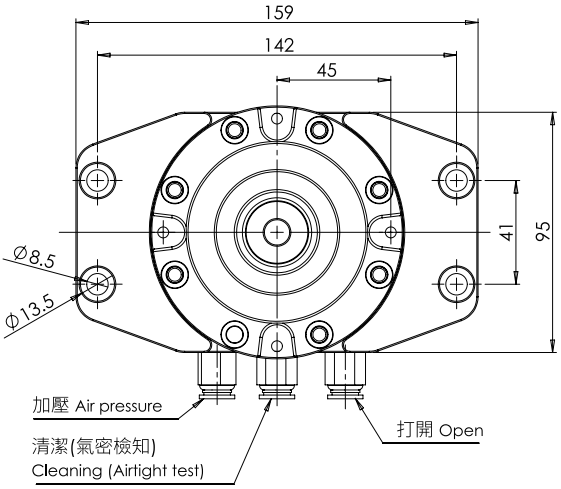

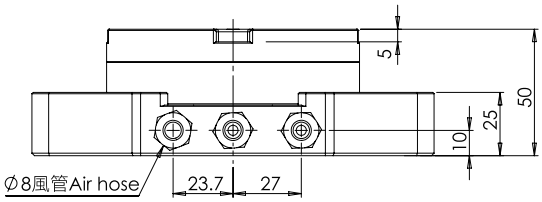

訂購型號 TYPE	總重量 Weight (kg)	母座材質 Material
FJ-AD15	3	AL6061

65

FJ-AD26
機械手夾頭
Manipulator Chuck



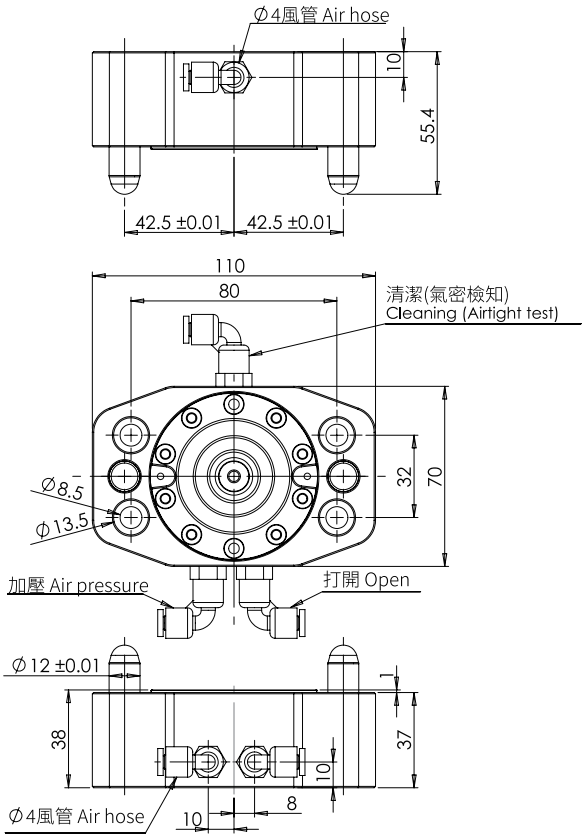

訂購型號 TYPE	總重量 Weight (kg)	母座材質 Material
FJ-AD26	1	AL6061

MANIPULATOR CHUCK WITH SENSOR

[100 I 65] 機械手夾頭

100

FJ-AD29

機械手夾頭 [含SENSOR]

Manipulator Chuck [with SENSOR]



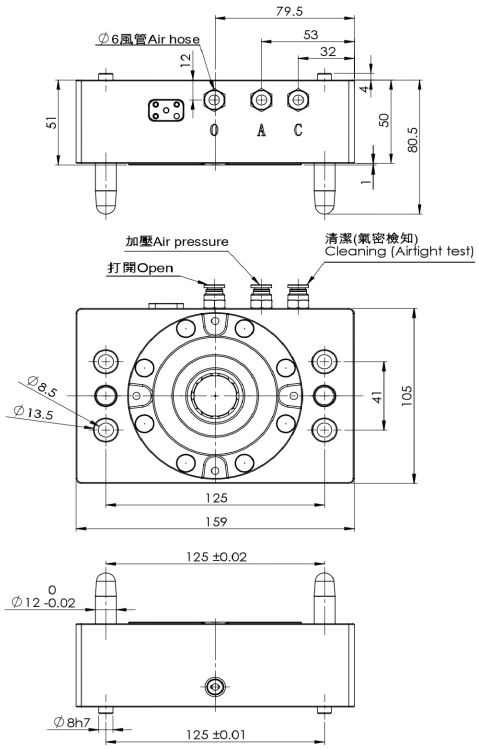

訂購型號 TYPE	總重量 Weight (kg)	母座材質 Material
FJ-AD29	3	AL6061

65

FJ-AD30

機械手夾頭 [含SENSOR]

Manipulator Chuck [with SENSOR]



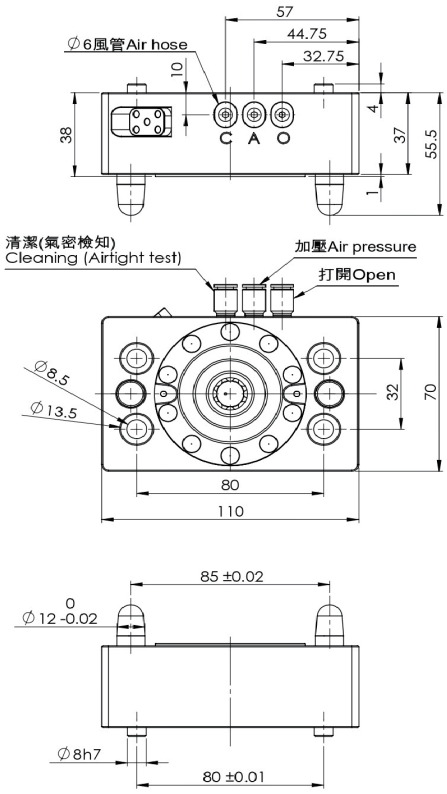

訂購型號 TYPE	總重量 Weight (kg)	母座材質 Material
FJ-AD30	1	AL6061

SINGLE KITS



MULTIPLE KITS

經銷商

YOUTUBE

WEB